












Marking and Feedback

The following symbols apply across Braywood. All marking by an adult is to be completed in colour pen indicated.

| | |
|--|---|
| Supported (Initialled by an adult). |  |
| Spelling error, placed in the margin next to the spelling error. When deep marking, teacher may choose to write the correct spelling next to the symbol or above the word if there is space In KS2, children may be directed to use a dictionary. |  |
| Under a spelling mistake. |  |
| Space required. Finger symbol at the bottom to indicate the need to look back and check for missed spaces. |  |
| For interesting words used (above the word) or for a good standard of work. Two ticks to be used. |  |
| Next steps. Would be even better if..... |  |
| New paragraph needed. |  |
| Missing capital letters or full stops. Circle around the error. |  |
| Omission. |  |
| Incorrect answer. |  |
| For a correct answer. |  |